

**Paper Reference 1ST0/2F**  
**Pearson Edexcel**  
**Level 1/Level 2 GCSE (9–1)**

**Statistics**  
**Paper 2**  
**(Calculator)**  
**Foundation Tier**

**Tuesday 18 June 2019 – Morning**

**Data Book**

**In the boxes below, write your name,  
centre number and candidate number.**

<b>Surname</b>										
<b>Other names</b>										
<b>Centre Number</b>										
<b>Candidate Number</b>										

# INSTRUCTIONS

There may be spare copies of some data sheets in case you need them.

**THIS DATA BOOK MUST BE  
RETURNED WITH THE QUESTION  
PAPER AT THE END OF THE  
EXAMINATION.**

# **Contents**

## **Page**

<b>5</b>	<b>Question 1 Table</b>
<b>6</b>	<b>Question 1 Table (Spare copy)</b>
<b>7</b>	<b>Question 1 Diagram</b>
<b>8</b>	<b>Question 2</b>
<b>9</b>	<b>Question 3</b>
<b>10</b>	<b>Question 3 continued.</b>
<b>11</b>	<b>Question 4</b>
<b>12</b>	<b>Question 4 (Spare copy)</b>
<b>13</b>	<b>Question 5(a)</b>
<b>14</b>	<b>Question 5(b)</b>
<b>15</b>	<b>Question 5(c)</b>
<b>16</b>	<b>Question 6</b>

**(continued on the next page)**

**Contents continued.**

**17 Question 7**

**18 Question 8**

**19 Question 8 continued.**

**20 Question 9**

**21 Question 11**

**22 Question 12**

**23 Question 12 (Spare copy)**

**24 Question 13**

Table

Favourite type of music	Number of members
Hip–hop	_____
Indie rock	_____
Metal	4
Pop	12
R&B	7
Other	4






















Table

Favourite type of music	Number of members
Hip–hop	_____
Indie rock	_____
Metal	4
Pop	12
R&B	7
Other	4

Question 1

Diagram

**Key:**  
 represents 2 members

Hip–hop	  
Indie rock	   
Metal	 
Pop	     
R&B	   
Other	 

Team A	8 employees
Team B	12 employees



Question 3

Make	September 2016		September 2017		% change in sales
	sales	market share (%)	sales	market share (%)	
Ford	49 078	10.45	39 696	9.31	-19.12
Volkswagen	33 722	7.18	36 332	8.53	7.74
BMW	32 595	6.94	31 465	7.38	-3.47
Mercedes- Benz	31 988	6.81	31 430	7.37	-1.74
Vauxhall	41 697	8.88	31 058	7.29	-25.52

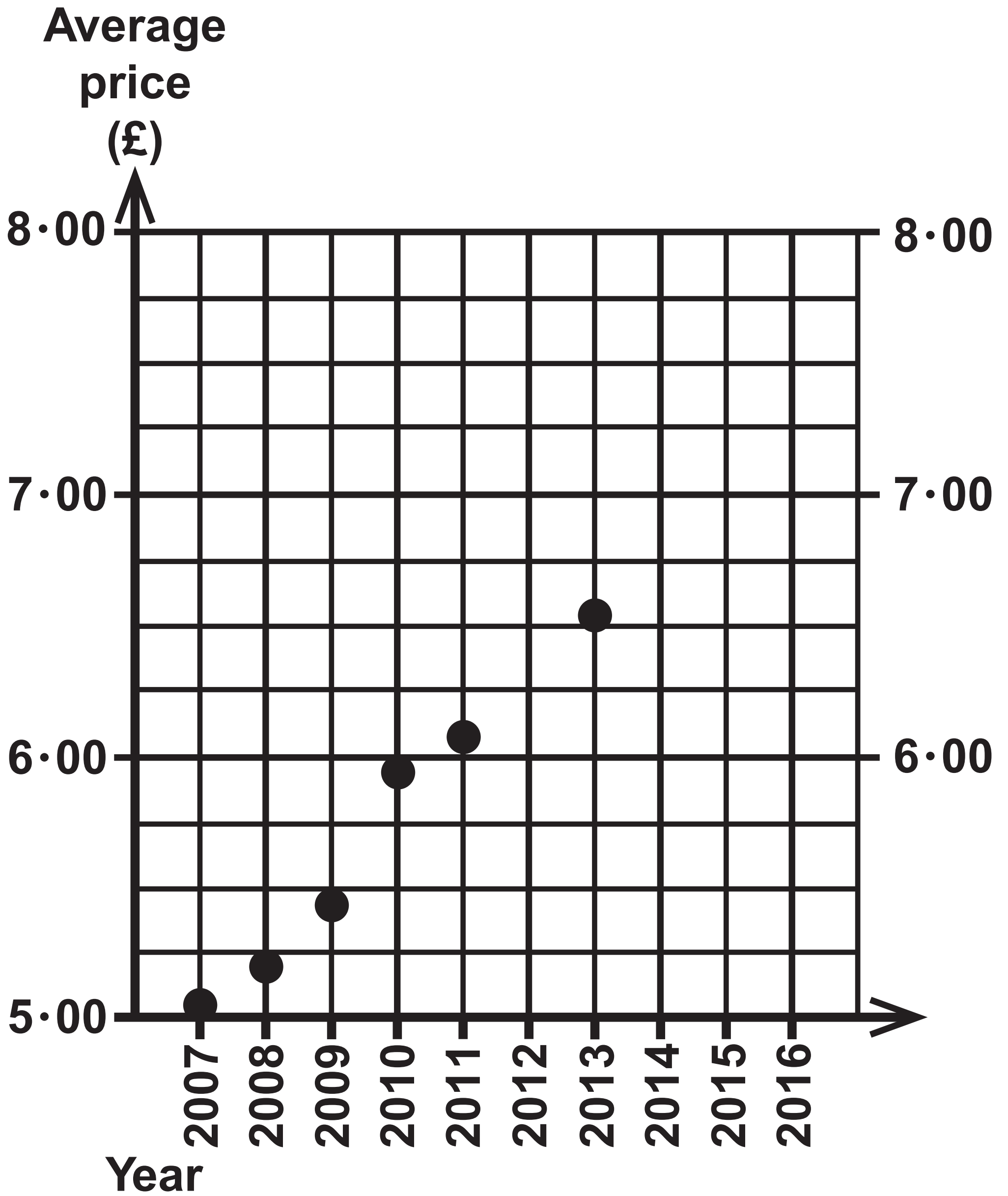
(continued on the next page)

Question 3 continued.

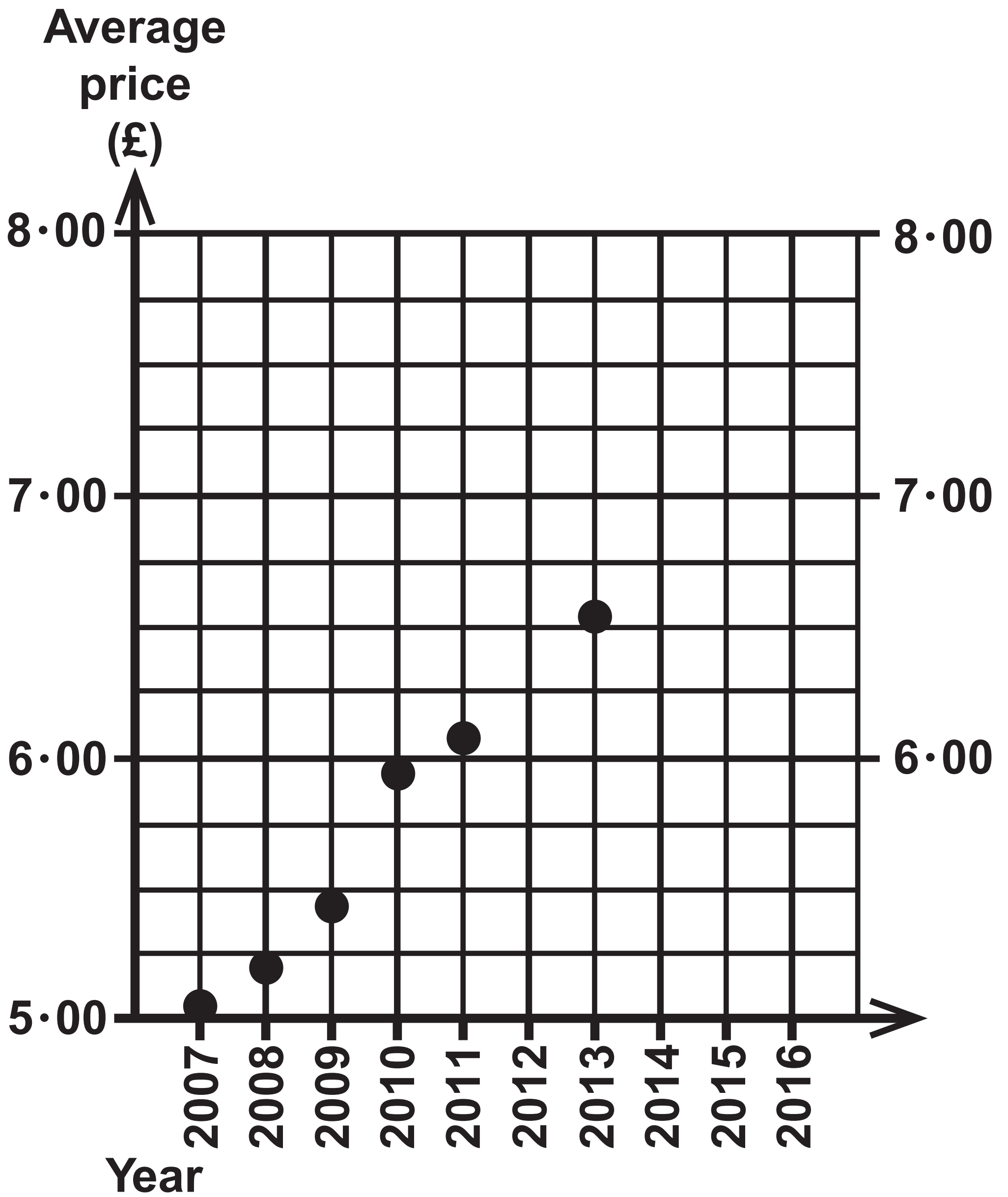
Make	September 2016		September 2017		% change in sales
	sales	market share (%)	sales	market share (%)	
Nissan	27 807	5·92	28 810	6·76	3·61
Toyota	18 888	4·02	19 222	4·51	1·77
Kia	15 340	3·27	15 706	3·69	2·39
Land Rover	14 629	3·11	14 504	3·40	−0·85
Peugeot	16 130	3·43	12 810	3·01	−20·58

(Adapted from: [www.smmmt.co.uk](http://www.smmmt.co.uk))

## Question 4



## Question 4



Bank note	Number in tills
£5	75
£10	111
£20	96
£50	18
Total	300

Bank note	Predicted proportion
£5	25%
£10	37%
£20	32%
£50	6%

Bank note	True proportion
£5	10%
£10	22%
£20	59%
£50	9%

(Source: Bank of England)

<b>Time taken (t minutes)</b>	<b>Frequency</b>	<b>Cumulative frequency</b>
<b><math>80 \leq t &lt; 120</math></b>	<b>7</b>	<b>7</b>
<b><math>120 \leq t &lt; 160</math></b>	<b>7</b>	<b>14</b>
<b><math>160 \leq t &lt; 200</math></b>	<b>11</b>	<b>25</b>
<b><math>200 \leq t &lt; 240</math></b>	<b>3</b>	<b>28</b>
<b><math>240 \leq t &lt; 280</math></b>	<b>1</b>	<b>29</b>
<b><math>280 \leq t &lt; 320</math></b>	<b>1</b>	<b>30</b>

(Source: Wimbledon.com)



School Year	Age	Gender	Amount raised
9	13 years 10 months	F	£17
7	11 years 8 months	F	850
7	12 years 25 days	M	£4 and 80 pence
11	16·5 years	F	£15·50

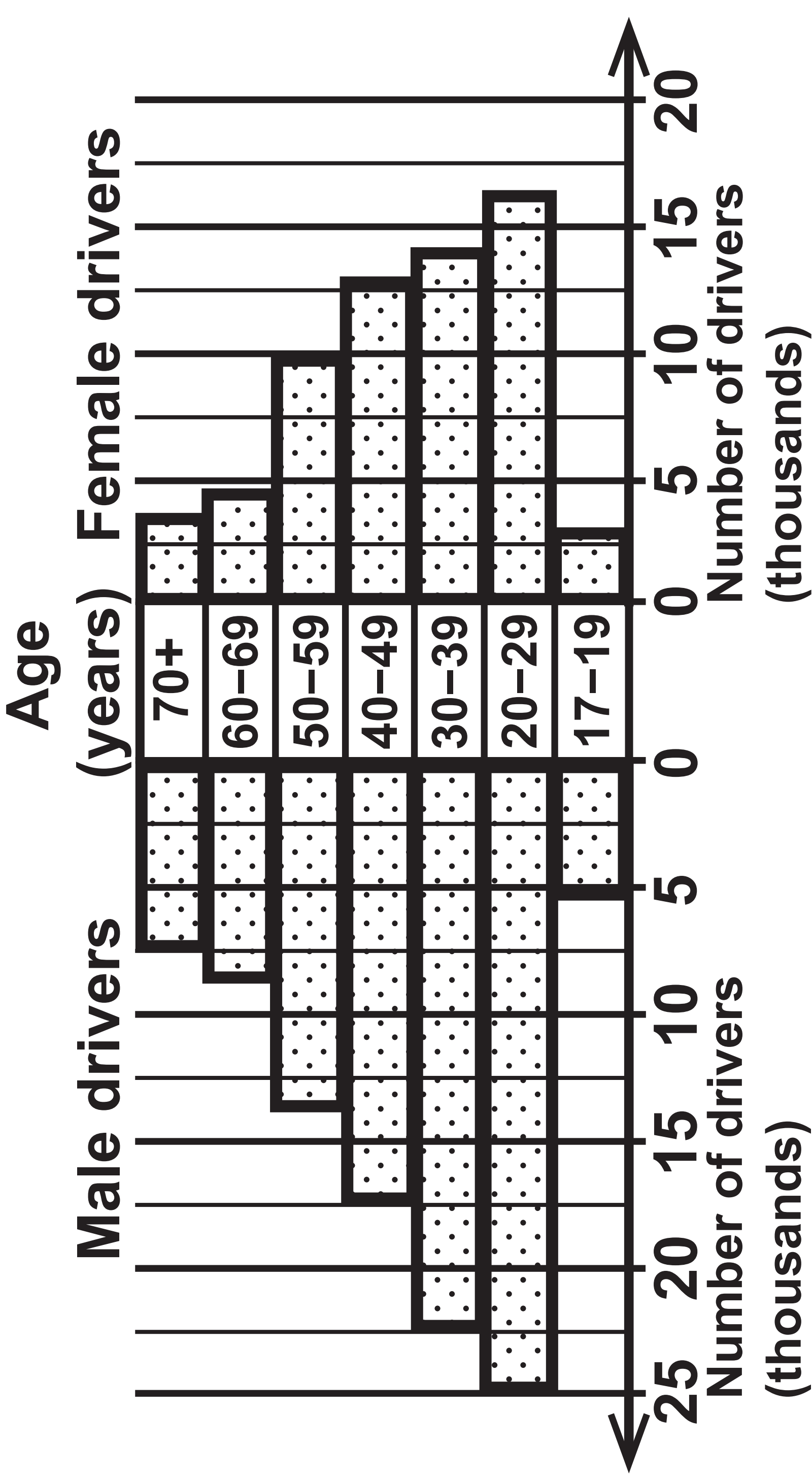
**Key:**  
**13 | 4 represents 134 cm**

Female students		Male students	
13	4	14	6
14	2 7 7	15	4 4 4 6 6 7 8 9
15	1 1 2 6 9 9	16	2 4 4 5 8
16	3 5 7 7 9 9	17	2 2 7
17	1 4 8	18	2 5
18	4	19	1

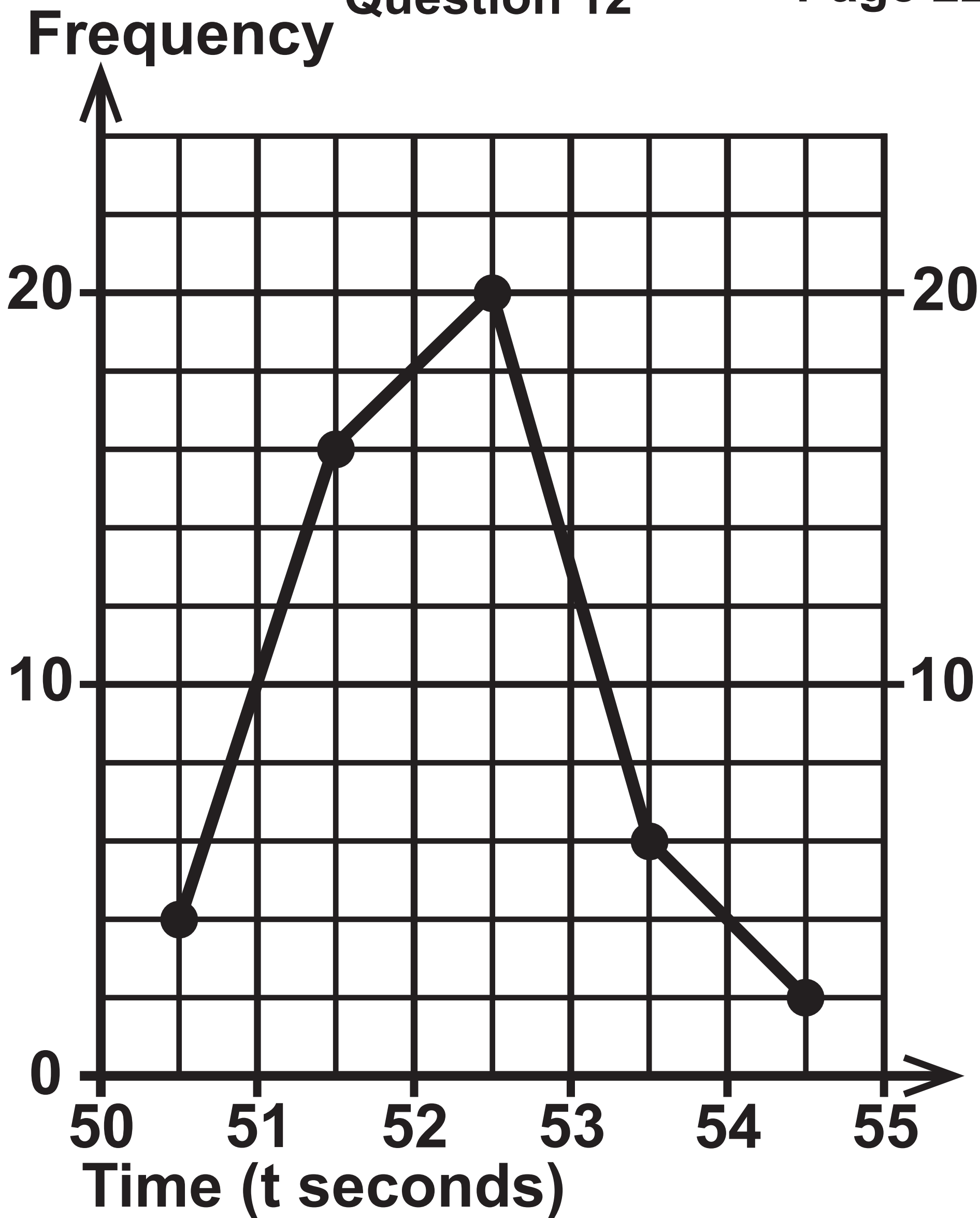
(continued on the next page)

	Median	Mean	Range	IQR
Females	161 cm	160 cm	50 cm	18 cm
Males	163 cm	165 cm	45 cm	16 cm

Travel by	Number of journeys	Number of times late for work
Train	120	27
Bus	30	x
Car	50	15

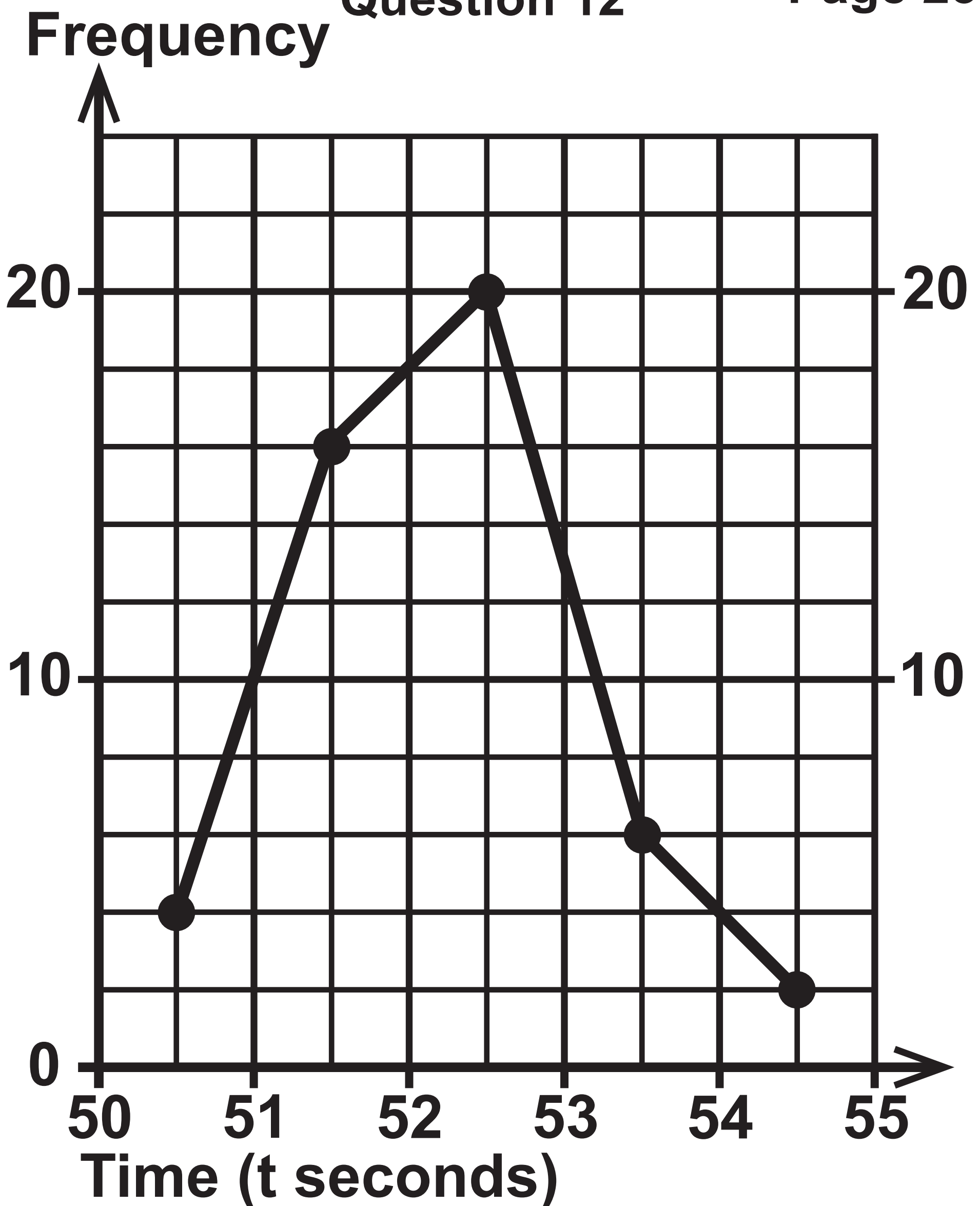


(Source: adapted from Department for Transport)



(Source: adapted from [www.iaaf.org](http://www.iaaf.org))

Time (t seconds)	Frequency
<div><div></div><div>&lt; t ≤</div><div></div></div>	6



(Source: adapted from [www.iaaf.org](http://www.iaaf.org))

Time (t seconds)	Frequency
<u>          </u> < t ≤ <u>          </u>	6

Quality rank	Mince pie
1 (highest quality)	B
2	A
3	C
4	F
5	D
6 (lowest quality)	E

Price rank	Mince pie
1 (highest price)	C
2	B
3	A
4	F
5	E
6 (lowest price)	D